

4th Quarter Recap

Rod Kamps, CFP®, AIF®
Brian Douglass, CFP®, EA
Umesha Weerasuriya, CFP®
Spenser Messmore, CFP®

4th Quarter 2017 Recap

IN THIS ISSUE:

4th Quarter Recap
pg. 1 - 5

FAN Team Update
pg. 6

Upcoming Events
pg. 7



While the weather in the United States ended 2017 on a cold note for many residents, equity investors finished a very warm year. 2017 was a great year for investors as strong returns pushed domestic equities to fresh all-time highs. Robust equity performance was also seen across many of the major global indices. Most fixed income sectors posted healthy gains as well. The positive performance of equity markets in 2017 added to what is already one of the longest bull markets on record.

At year end, equity markets rallied on the news of tax reform, with big permanent cuts for corporations as the centerpiece of the new tax package. The S&P 500 ended a strong year with a fourth-quarter gain of 6.1%. The Dow Jones Industrial Average also ended the quarter with a strong gain of 10.3%.

In December, the Fed raised interest rates once again by 0.25%, elevating the U.S. Federal Funds rate range to 1.25% - 1.50%. The Fed has also forecasted another three rate hikes in 2018 and two hikes in 2019, but this has not stopped equities from roaring to historic highs.

Longer term interest rates stayed reasonably low again in 2017 and Kiplinger's noted in their late December interest rate forecast that they think the approximately 2.5% yield on the 10-year Treasury note will hit 3.0% by the end of 2018.

On the political front, 2017 was both chaotic and surprising, but it ended with a major piece of tax legislation



MONEY RATES

(as posted in Barron's 1/1/2018)

	LATEST WEEK	YR AGO
Fed Funds Rate (Avg. weekly auction -c)	1.42%	0.66%
Bank Money Markey -z	0.14%	0.11%
12-month Cert -z	0.42%	0.31%

c- Annualized yields, adjusted for constant maturity, reported by the Fed Reserve on a weekly average basis. z- Bankrate.com (Source: Barron's; bankrate.com)

getting passed. Additionally, 2017 will be remembered for its natural disasters as there were an astounding 16 separate billion-dollar events in 2017.

A Review of 2017 Equity Returns

The year's strong returns came with an environment of very low volatility. In fact, the S&P 500 posted positive total returns in every month of the 2017 calendar year. According to Seeking Alpha, in a data set

stretching back 90 years, this is the first calendar year without a monthly loss for the S&P 500.

Many times, investors use the S&P 500 as a benchmark for overall equity market returns. For the year, the S&P 500 was up 22%, led by its largest sector weight, Technology, up 35%. Financials, Healthcare, Industrials, Materials and Consumer Discretionary all rose by more than 20%. The only two sectors down last year were Energy and Telecom, down 1% and 8% respectively. One interesting fact that sometimes gets overlooked is that the Energy sector was the single best performing sector for the market in 2016.

Sometimes investors wonder - why is the S&P 500 up more than my portfolio?

Please remember that a "straight-up" comparison of returns is of little value to most investors. Diversified investors use income instruments and some cash-equivalents, so only a portion of their portfolio is actually exposed to trading risk. To simply compare your returns to index returns ignores your actual risk tolerance. Risk is simply the potential amount one can lose if things go wrong. Diversified investors use "calculated risk" which is looking at your potential risk given the most probable outcome. These distinctions are critically important. Most investors should try to minimize risk as much as possible and be willing to undertake only calculated risk.

Currently, income vehicle returns have been significantly lower than equity returns and cash equivalents earn next to nothing. Although they add less return, low return cash equivalents and income vehicles provide less volatility and stress. Before being tempted to fully allocate into potentially higher returning stocks, investors need to remember that during the 2000 to 2002 bear market, the S&P 500 fell by 49.1%. Also, during the Financial Crisis of 2007 to early 2009, the S&P 500 fell 56.8%. Sometimes investors can change their allocations, but many times it cannot be done with limited risk.

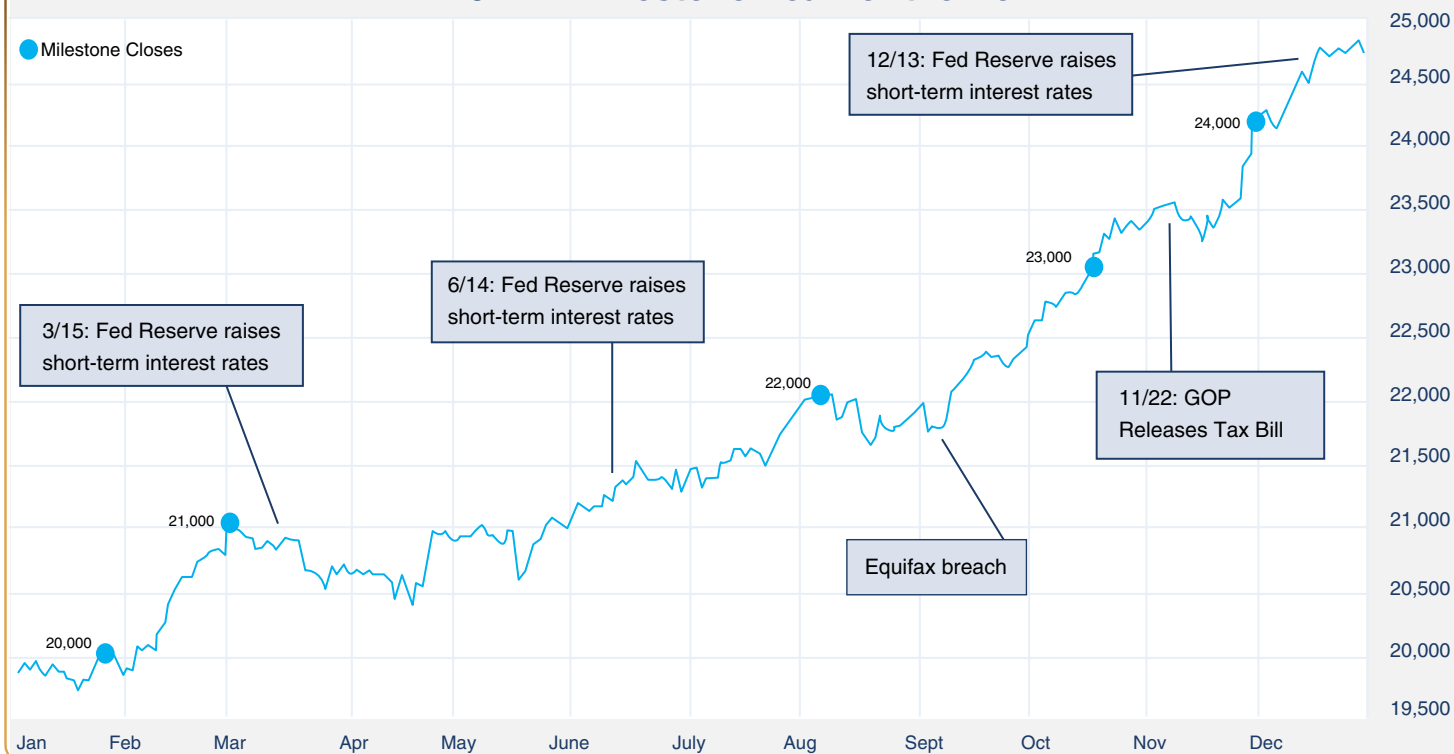
Overall, 2017 was a good year for investors. **If you would like to revisit your specific holdings or risk tolerance, please call our office or bring it up at our next scheduled meeting.**

2018 Outlook

Many analysts feel that the recently passed tax bill is likely to stimulate the stock market and the economy in 2018. Reported employment numbers are strong and another driving factor for the economy is the current health of the housing market. A new year once again brings crystal ball time for Wall Street stock strategists. Will 2018 bring another big gain for stocks? Or will investors generate little or no gain?

Depends who you ask.

2017: A Milestone Year for the Dow



A USA TODAY analysis of more than a dozen 2018 predictions made by Wall Street's biggest banks found a wide variation in their opinions of where stocks are headed. The most bullish year-end price target for the S&P 500 is a rise of 16%. The least optimistic prediction is a gain of less than 3%. The average target is a return of roughly 7.5%.

That said, year-end predictions are more an estimated guess than science. Predicting the future is never an exact skill. For example, at the start of 2017 not a single strategist at 18 top banks saw the Standard & Poor's 500 stock index rising as much as it did. The average gain predicted was 5.5% and the biggest bull saw stocks rising 12%, according to Bloomberg.

So, what will 2018 bring?

Blackrock in their 2018 Outlook felt positive for the new year. They advised that, "a synchronized global expansion has room to run in 2018. Strong corporate earnings and steady growth support our belief that investors will get compensated for risk-taking in equities, particularly outside the U.S." They also said that, "2017 will be a tough act to follow. Geopolitical risks, inflation and other factors could make the road ahead more challenging." (Source: *The Blackrock Investment Institute 2018 Investment Outlook*)

Barron's writes that, "Given synchronized global growth and rising corporate profits, 2018 could be another good year for stocks, notwithstanding the bull's advancing age. The S&P 500 could gain about 7%, mirroring similar gains in corporate profits, according to the consensus forecast of 10 investment strategists at major U.S. investment banks and money-management firms surveyed by Barron's each December."

While most analysts are feeling 2018 should be a positive year, they primarily feel that it will not come close to matching the nonvolatile strong returns we saw in 2017.

All Eyes on Interest Rates

U.S. Federal Reserve policymakers showed, "worry over the fate of currently low inflation." They also felt recent tax changes would provide a boost to consumer spending, according to the minutes of the U.S. Central Bank's last policy meeting of the year.

The details of the meeting, at which the Fed raised interest rates for the fifth time since the 2008 financial crisis, also showed that officials have a similar lack of certainty over the impact of fiscal stimulus on raising price pressures.

Key Points

1. Q4 finished 2017 with robust returns for equity investors.
2. 2017 is the first calendar year in 90 years without a monthly loss in the S&P 500, continuing one of the longest bull markets on record.
3. The Fed raised U.S. Fed Fund rates to 1.25 - 1.50% in December and set to raise rates three more times in 2018.
4. Inflation could slow rate increases in 2018.
5. Analysts suggest 2018 will have positive but much lower returns.
6. Investors need to still be cautious and watchful.
7. Focus on your personal goals and call us with any concerns.

"Most participants reiterated their support for continuing a gradual approach to raising the target range, noting that this approach helped to balance risks to the outlook for economic activity and inflation," as stated within the Fed policy meeting minutes.

"2018 will be another year with an active Federal Reserve," says Greg McBride, CFA, Bankrate's Chief Financial Analyst. He also added that 2018 would be a year in which we will see, "inflation pick up but stay near 2%, a further flattening of the yield curve, faster but uneven economic growth, and an overdue stock market correction — though the actual cause of the correction will be anyone's guess."

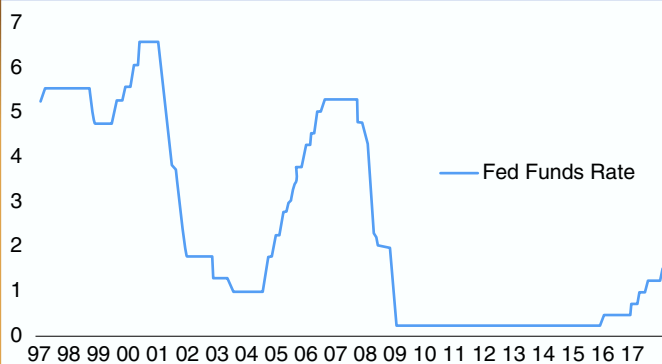
At its December meeting, the Fed kept its forecast for rate increases in both 2018 and 2019 unchanged even as policymakers anticipated a short-term boost in U.S. economic growth from the Trump administration's tax bill which was signed into law on December 22. The tax bill reduced the corporate rate from 35% to 21% and also temporarily cut the taxes paid by most individuals as well.



At their year-end meeting, the Fed forecast ultra-low unemployment of below 4% in 2018 and 2019, but still predicted inflation would remain below 2 % at the end of 2018.

Inflation concerns could dominate incoming Fed Chair Jerome Powell's first few months as Chief of the Central Bank. Some say that although three rate increases are forecasted in 2018, rate increases may become more difficult to justify without an upswing in inflation. Powell is set to take over for Fed Chair Janet Yellen by the time of the next rate-setting meeting on January 31-February 1.

FEDERAL FUNDS RATE



Source: Topdown Charts, Datastream, Federal Reserve

Kiplinger's annual interest rate forecast advised, "Long-term interest rates are heading up next year, but short-term rates will outpace them. The modest pickup in inflation will keep long rates from rising as much as short ones. Eventually, an anticipated inflationary hike will also increase long rates, but not for a while. The expected deficit increase that will accompany the recently enacted tax package will also boost long rates a bit."

As for short term rates they felt that, "the Fed will keep raising short rates because of falling unemployment and other indicators that show a tightening labor market. The Fed very much wants to stay ahead of any inflation that rising wages may generate. It will lift short-term rates by a quarter of a percentage point two to three times in 2018. That will put the federal funds rate at 2.0% to 2.25% heading into 2019.

Interest rates are a key area that we will watch closely in 2018.

Conclusion:

What should an investor consider?

While many things appear to be lined up in 2018, there is always the chance that something can go wrong. While most analysts remain optimistic, the market has already staged a strong run stretching back to March 2009.

Investors with very long-time horizons of 20 to 30 years or longer can many times accept more risk than those with shorter horizons. In their 2018 Investment Outlook, Credit Suisse writes, "Financial markets have again proven resilient to geopolitical shocks in 2017. With growth robust, inflation moderate and liquidity ample, interest rates should slowly rise. Equities should make further gains in 2018." Their investor takeaway is, "With growth robust and bond yields seen as rising gradually, equities are expected to outperform bonds in 2018." (Source: Credit Suisse 2018 Outlook)

Russell Investments' global team of investment strategists in their 2018 Global Market Outlook believes that global growth momentum is likely to persist into 2018, pushing up equity markets over the first part of the year.

Barron's reports that, "while all our strategists expect stocks to head higher in 2018, some see a yellow light, not a green one, suggesting that the bull's days are numbered." (Source: Barron's 12/9/2017)

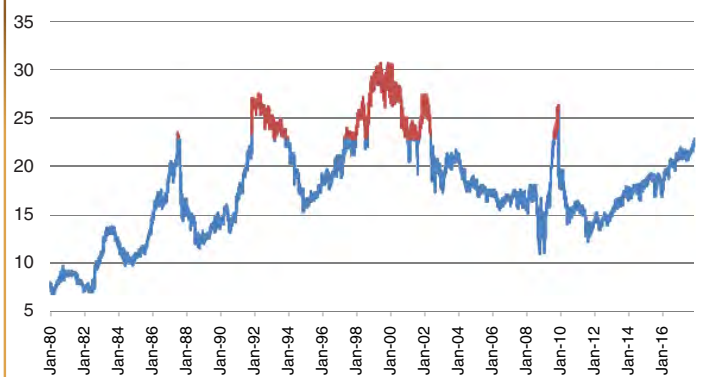
CAUTION in 2018
is still the principal notion
for investors.



As the S&P 500 climbs higher and higher, its trailing 12-month Price Earnings (P/E) ratio continues to climb as well.

Bespoke warns that at year end, the S&P 500's 12-month P/E is just a hair below 23. Some analysts are concerned that by this measure, equity evaluations have become "expensive," as the chart in this report shows of the S&P 500's P/E ratio going back to 1980. The line is red when the P/E ratio is above the level it's at right now. As the chart shows, there have only been a few periods since 1980 where the index's P/E was higher than it is currently. The P/E ratio did not rise

S&P 500 Trailing 12-Month P/E Ratio: 1980-Present



Source: Seeking Alpha 1/4/18

above this level during the 2002-2007 bull market, but it was consistently above 23 during the final three years of the bull market that ended in early 2000. From 1998 to 2000, the S&P's P/E expanded from 23 up to over 30 as the dot-com bubble reached its highpoint. Over this period, the S&P experienced a massive rally as the Tech sector soared. While valuations are indeed elevated right now, please note that analysts warn that high valuations alone are not a catalyst for corrections or bear markets. (Source: *The Bespoke Investment Group 1/4/2018*)

With the S&P 500 trading well above its historical average of 15 times earnings, "it is accepted wisdom that the market is expensive," says Stephen Auth, Chief Investment Officer for equities at Federated Global Investment Management. However, he argues that currently that is not the case, given the economic and interest-rate backdrop, a pro-business administration, and unattractive fixed-income alternatives.

What should investors do?

Full market risk is not appropriate for most investors and today's traditional fixed rates might not help many investors to achieve their desired goals. Most investors attempt to build a plan that includes risk awareness. Many times this can lead to safer but lower returns. Traditionally, bonds have been used as a nice hedge against market risk, but with interest rates projected to rise, investors need to be extremely cautious.

For 2018, let's focus on YOUR personal goals and strategy.

Investors need to be prepared. Market volatility should cause concern, but panic is not a plan. Market downturns do happen and so do recoveries. This is the ideal time to ensure that you fully understand your time horizons, goals and risk tolerances. Looking at your entire picture can be a helpful exercise in determining your strategy.

We focus on your own personal objectives. During confusing times, it is always wise to create realistic time horizons and return expectations for your own personal

situation and to adjust your investments accordingly.

We try to understand your personal commitments, so we can categorize your investments into near-term, short-term and longer-term.

Now is the time to make sure you are comfortable with your investments. Equity markets will continue to move up and down. Even if your time horizons are long, you could see some short-term downward movements in your portfolios. Make sure your investing plan is centered on your personal goals and timelines. Peaks and valleys have always been a part of financial markets and is highly likely that trend will continue.

Discuss any concerns with us.

Our advice is not one-size-fits-all. We will always consider your feelings about risk and the markets and review your unique financial situation when making recommendations. If you would like to revisit your specific holdings or risk tolerance, please call our office or bring it up at our next scheduled meeting.

We pride ourselves in offering:

- consistent and strong communication,
- a schedule of regular client meetings, and
- continuing education for every member of our team on the issues that affect our clients.

A skilled financial advisor can help make your journey easier.

Our goal is to understand your needs and then try to create a plan to address those needs. We continually monitor your portfolio. While we cannot control financial markets or interest rates, we keep a watchful eye on them. No one can predict the future with complete accuracy, so we keep the lines of communication open with you. Our primary objective is to take the emotions out of investing. We can discuss your specific situation at your next review meeting or you can call to schedule an appointment. As always, we appreciate the opportunity to assist you with your financial matters.

Financial Advisors Network, Inc. is a registered investment advisory firm.

Note: The views stated in this letter are not necessarily the opinion of Financial Advisors Network, Inc., and should not be construed, directly or indirectly, as an offer to buy or sell any securities mentioned herein. Investors should be aware that there are risks inherent in all investments, such as fluctuations in investment principal. With any investment vehicle, past performance is not a guarantee of future results. Material discussed herewith is meant for general illustration and/or informational purposes only, please note that individual situations can vary. Therefore, the information should be relied upon when coordinated with individual professional advice. This material contains forward looking statements and projections. There are no guarantees that these results will be achieved. All indices referenced are unmanaged and cannot be invested into directly. Unmanaged index returns do not reflect fees, expenses, or sales charges. Index performance is not indicative of the performance of any investment. The S&P 500 is an unmanaged index of 500 widely held stocks that is general considered representative of the U.S. Stock market. Dow Jones Industrial Average (DJIA), commonly known as "The Dow" is an index representing 30 stock of companies maintained and reviewed by the editors of the Wall Street Journal. Diversification does not ensure a profit or protect against a loss. Investing in oil involves special risks, including the potential adverse effects of state and federal regulation and may not be suitable for all investors. Due to volatility within the markets mentioned, opinions are subject to change without notice. Information is based on sources believed to be reliable; however, their accuracy or completeness cannot be guaranteed. Sources: wsj.com, cnbc.com, nationwide.com, Oppenheimerfunds.com, Midyear 2017 Outlook , jpmorgan.com, marektwatch.com, usatoday.com, forbes.com; Contents Provided by The Academy of Preferred Financial Advisors, Inc 2017

FAN TEAM UPDATE

Winter 2017

The Financial Advisors Network Team has been busy working hard and having some fun too!

Here's what we've been up to lately...



Bears game with the family!



Bruno Mars Concert!



Go Ducks!



Packing food for Refugees



Matt & Allie at their volleyball banquet

Upcoming Events

Social Security & Medicare Seminar



Curious about the effects of Social Security on your financial situation? You and your friends are invited to this informative education event. Learn about how Social Security may affect your individual position.

Long-time Public Affairs Specialist at the Social Security Administration in Orange County, Frank Van Nostrand will present the “Nuts and Bolts” of Social Security and Medicare. Bring any questions you may have – Frank is an expert!

The seminar will be held **Wednesday, February 21 from 6:30-8:30pm** in the conference facilities at Financial Advisors Network located at 1432 Edinger, Suite 200 in Tustin.

Frank Van Nostrand is not affiliated with Financial Advisors Network, Inc. The information to be discussed is not intended to be a substitute for specific individualized tax or legal advice. We suggest that you discuss your specific situation with a qualified tax or legal advisor.

Inherited IRA Seminar

Join us to hear from Nicole Newman, Esq. and learn the answers to questions you may have about Inherited IRA. Enjoy an evening of helpful information without any obligations!

The seminar will be held **Wednesday, February 28 from 6:30-8:30pm** in the conference facilities at Financial Advisors Network located at 1432 Edinger, Suite 200 in Tustin.



The material to be discussed is not intended to be a substitute for specific legal advice. We suggest that you discuss your specific situation with a qualified legal advisor.

Investments Seminar



We invite you to our next Investments seminar to cover a more in-depth look at investments. Join us to learn about:

- Investor psychology - Investment types - Investment strategies

This seminar will be presented by Rohan Nakrani, MBA, our in-house Portfolio Manager, who manages and designs our investment solutions at FAN. Rohan will cover a more in-depth look at investments, including: investor psychology, investment types and strategies. During this

presentation, investments will be discussed, such as stocks and bonds, which have various risks including loss of principal and may not be suitable for every investor.

The seminar will be held **Wednesday, March 14 from 6:30-8pm** in the conference facilities at Financial Advisors Network located at 1432 Edinger, Suite 200 in Tustin.

For more information or if you would like to attend any of these complimentary seminars, please contact Macaela Jones at macaela@fanwmg.com or (714) 597-6510.

Share

Share this report with a friend!

This year, our goal is to offer services to several other clients just like you!
If you would like to share this report with a friend or colleague,

Contact Macaela Jones

(714) 597-6510 or macaela@fanwmg.com

and we would be happy to assist you!



FINANCIAL
ADVISORS
NETWORK, Inc.

Follow us for
more updates:

LinkedIn
facebook

1432 Edinger Ave, Suite 200
Tustin, CA 92780

Office: (714) 597-6510

Toll Free: (866) 526-7726

Fax: (714) 597-6518

www.FinancialAdvisorsNetwork.net