

4th Quarter 2016 Recap

IN THIS ISSUE:

4th Quarter Recap
pg. 1 - 5

FAN Team Update
pg. 6

Upcoming Events
pg. 7



For many investors, 2016 was a year of surprises. When viewing the final results of equity returns in 2016, they do not reflect the year's wild ride for both equity and bond investors. In the final quarter of the year, stocks surged, continuing the bull market that is now almost eight years old. Donald Trump's victory as the next President had the investing community thinking about lower taxes, less regulation, pro-business initiatives, and what could be a bumpy ride to unwinding many of the Obama administration's policies.

Since the November 8th election, the stock and bond markets have had large moves. The stock market finished strong after November and December post-election results brought indexes higher and higher almost every day. Some analysts suspect that the late gains in 2016 were so strong that they may have eaten into some expected equity gains for 2017. The Dow Jones Industrial Average may have not hit the elusive 20,000 mark, but it closed out the year 2016 at 19,762.60 on December 30 with a gain of 13.4%. The S&P 500 closed out the year at 2,238.83, up 9.5%. The NASDAQ closed at 5,383.12 for a gain of 7.5%.

In December, the Fed raised interest rates once again by 0.25%, elevating the U.S. Federal Funds rate to 0.50% - 0.75%. The 10-year Treasury ended 2016 with a yield of 2.44%. The 30-year Treasury closed out 2016 with a yield of 3.06%. On the last day of 2015, the 10-year yield was 2.27% and the 30-year yield was 3.01%.



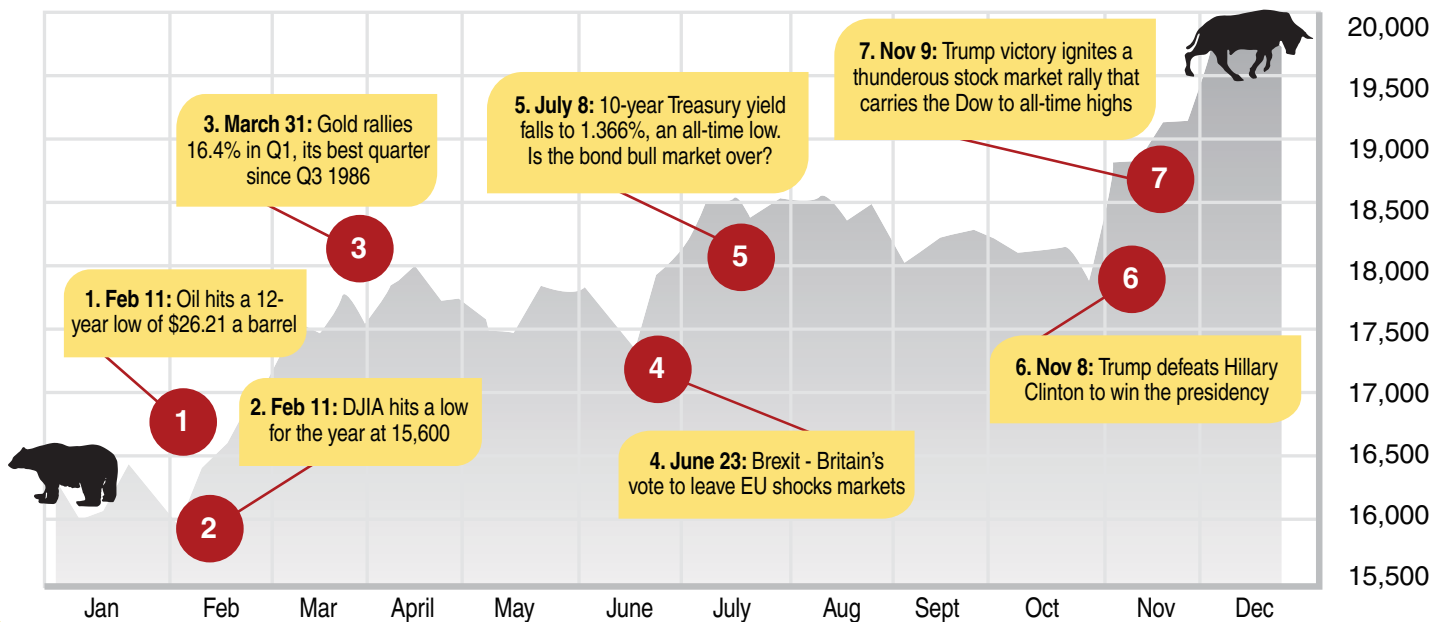
A Review of 2016

The year 2016 was one that defied predictions. In 2015, the Federal Reserve forecast four rate hikes in 2016, but they only had one. Early in the year, that forecast, along with other economic factors including the dropping price of oil, caused equity markets to have one of the worst starts on record.

When oil hit a low of \$26.21 a barrel in February, some analysts forecasted potential mass oil company bankruptcies and a possible U.S. recession, neither of which came true.

Recapping the DJIA in 2016: A Year of Surprises

Source: Thomson Reuters; Barron's



One of the next big confusions of 2016 came when polls showed that the United Kingdom was probably going to remain in the European Union when the actual vote was to leave. This event, known as “BREXIT,” caused the markets to plunge. After a sharp two day drop, the S&P 500 started racing higher again.

Perhaps one of the biggest predictions gone wrong was when most polls predicted a victory for Hillary Clinton, but Donald Trump was elected to be the President of the United States. Some felt this would cause an immediate bear market, but instead, post-election investors were treated to a market surge.

Despite all the forecasts of doom and gloom in 2016, equity markets ended the year with strong results. By year-end, the S&P 500 had a gain of 9.5%, mostly due to the post-election hopes that included looser regulations and tax cuts. (Source: Barron's 1/2/2017)

Interest Rates

Interest rates were on investor's watch lists for 2016. The U.S. Federal Reserve's 0.25% rate hike in December of 2015 was followed by only one 0.25% increase in December of 2016. The year-long prospect of rising rates had many investors paying careful attention.

The central bankers' ongoing ability to consider and offer negative interest rates is a very important story from 2016. It started back in June of 2014, when the European Central Bank (ECB) first offered negative interest rates at -0.10%.

Rather than demanding that the central bank pay interest to borrow its money, banks now had to pay the central

bank to lend it money. Over time, the ECB reduced rates even further into negative territory. By March 2016, deposit rates were as low as -0.40%.

Negative rates grew widespread in Europe and also appeared in Germany, Denmark, Sweden, and Switzerland. In fact, Switzerland held a target rate of -0.75% for most of 2016. Following this trend, the Bank of Japan (BOJ) began charging interest to deposit funds at a rate of -0.10% in January 2016 and continued that trend throughout the year.

Many 10-year government bonds also saw low rates in 2016. Germany's 10-year government bond opened the year yielding 0.63%, falling steadily to a low of -0.19% by July. The rate then rallied and finished the year in the positive column at about 0.36%.

Japan's 10-year government bonds followed a similar path. Starting 2016 at 0.26%, they dipped to a low of -0.29% by mid-year, only to recover to 0.09% by year-end.

In Switzerland, the 10-year government bond yield actually started the year at -0.06% and fell to a low of -0.63%. In the wake of Trump's victory in early November, this rate rebounded with year-end yields at approximately -0.07%. This left rates in Switzerland essentially where they started.

After the election, the bond and stock markets ended 2016 moving in opposite directions. Stock prices went up and bond prices went down while yields increased. For investors, some major questions are: Will the central banks be able to keep markets stable as the Fed tries to lift rates? Will the markets erupt and force the central

bank to reduce rates back down towards zero?

The year 2017 should give us that answer. (Source: Seeking Alpha 12/26/2016)

2017 Outlook

Due in large part to recent gains, investors need to be watchful of the current valuations of equities. The year 2017 starts with the S&P 500 index trading at 19 times last year's earnings. Based on historical results, this is considered ambitious, but not ridiculous. Recent corporate earnings have shown slight growth after a year of shrinking and energy stocks are still not near their all-time highs. FactSet tallied estimates for earnings growth of 12% in 2017, but Goldman Sachs is less optimistic. They feel that investors have ridden the bull market for eight years, and while they don't expect the ride to end in 2017, they are warning investors to stay vigilant. They are predicting that the S&P 500 will increase by 3% in 2017. (Source: Barron's 1/2/2017, Goldman Sachs 2017 Outlook)

All eyes on interest rates

The underlying strength of the labor market and the steady improvement in the economy have led the Federal Reserve to forecast several interest rate increases for 2017. Interest rates hit a low of 1.36% for a 10-year Treasury in July of 2016 and increased to over 2.4% by year-end. In December of 2016, the Fed's so-called "dot plot" showed the central bank penciled in three rate hikes in 2017 instead of two under its prior forecast.

Although Chairwoman Janet Yellen called the shift "very tiny," she acknowledged that Fed officials took President Trump's economic plan into account when making this new forecast. Still, she suggested that higher inflation and a lower unemployment rate than the Fed had expected were bigger factors in the change. What's more, she stressed the Fed would take a wait-and-see approach for now since the outlines of Trump's plans were not finalized. "I wouldn't want to speculate until I were more certain of the details and how they would affect the likely course of the economy," she said. (Source: MarketWatch.com 12/14/2016)



8 Key Points

1. 2016 was a year full of surprises.
2. Since the Nov. 8 election, equity markets have risen.
3. Many foreign countries still have interest rates at or near 0%.
4. Analysts are expecting low, but positive returns for 2017.
5. Investors need to be watchful of interest rate increases in 2107.
6. Global issues could potentially create challenges in 2017.
7. Volatility is expected in 2017 and investors should be cautious.
8. **Investors need to focus on their own situations and objectives.**

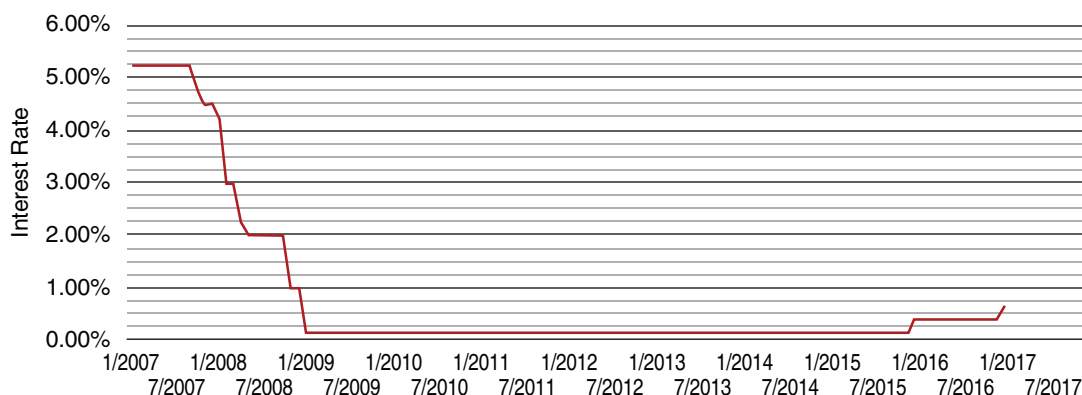
These projections are not a firm commitment and Forbes editors feel that, most likely, they will hike rates another quarter point in early 2017. They think that will come probably at their March meeting or possibly at the January meeting. They forecast that further interest rate hikes are unlikely because after March some disquieting news will come out about business capital spending. (Source: Forbes 12/14/2016)

David Payne, Staff Economist at Kiplinger's Magazine, feels that, "despite the Fed's expectation of three rate hikes, figure on just two in 2017- because economic growth won't be strong enough to warrant a faster rise in interest rates. The fiscal stimulus effects of President Donald Trump's proposed tax cuts will be mostly pushed into 2018, while the high value of the U.S. dollar and rising long-term interest rates will weigh on the economy in 2017." (Source: Kiplinger 12/16/2016)

Diversified portfolios usually have exposure to bonds or interest rate-sensitive investments. Even in a rising

Federal Funds Target Rate

© 2017 MoneyCafe.com



rate environment, interest rate-sensitive investments could play a role in most portfolios. At times, they have offered investors the potential to possibly offset losses in the event of a stock sell off. Investors need to monitor their bond and yield sensitive exposures in 2017 because rising rates can cause bonds to experience a short-term price loss.

With projected rate hikes on the horizon, investors need to be cautious. Even with a rate increase, the bad news for savers is that there still isn't a lot of yield to be found, at least not from investments that are safe enough to be considered as an equivalent to cash. We also need to monitor how interest rate increases impact equities.

Interest rates are an area that we will watch closely in 2017.

Global issues also need to be watched

Investors need to be watchful in 2017 for a potential global recession caused by possible blow-ups in China and Europe. The 2nd and 3rd largest economies in the world enter 2017 facing many obstacles.

China's main challenge is making the shift from an export economy to a consumption economy. There are numerous obstacles in the way. Right now, the biggest problem is the weak yuan. Chinese investors are scrambling to convert their cash into dollars and move it out of the country - sapping the treasury of funds needed to make the transition to a more mature consumption-based economy.

In Europe, there are a slew of elections due to take place in 2017. Also, there is the potential for bank failures in Italy - Europe's third largest economy - which would cause big problems for Europe and possibly the entire globe. Any major global crisis will only add to uncertainty and investors know that the equity markets do not like uncertainty. (Source: Seeking Alpha 1/11/2017)

Conclusion: What Should an Investor Do?

Investors are concerned about the market for 2017. The year kicks off with a new president, higher rates, stocks at all-time highs and new risks and opportunities. In their 2017 Outlook, Goldman Sachs predicts that, "while we recommend clients remain invested, we have modest return expectations. We expect that a moderate-risk well diversified taxable portfolio will have a return of about 3% in 2017." (Source: Goldman Sachs 2017 Outlook)

Russel Kinnel from Morningstar.com cautions that, "With transitions in the White House, Fed policy, and the inflation outlook, it feels particularly precarious to make

predictions. On the plus side, investors have enjoyed tremendous gains in recent years as equities have had one of their all-time great runs, especially in the United States. In addition, unemployment and inflation are low." He adds that, "given the cyclical nature of markets, the chances for a bear market grow the longer a rally lasts. There are signs that inflation is on the rise, and the Federal Reserve has acted accordingly. It raised rates in December and signaled it expects to raise them three more times in 2017. That doesn't mean that markets or the economy will hit the brakes, but it could signal more sobriety in the markets. The bond market has noticed the potential for even more inflation and rates are rising." His advice is that, "the best response to uncertainty is diversification." (Source: Morningstar.com 1/10/2017)

A USA TODAY review of predictions from 15 Wall Street strategists finds that America's fortunes won't add up to big stock market gains in 2017. They report that the group's average year-end 2017 price target for the Standard & Poor's 500 should produce a gain of approximately 4.5%. One prognosticator sees the S&P 500 gaining more than 10% next year, on top of the gain it has posted in 2016. Not one of the 15 strategists sees the stock market posting losses next year. The lowest 2017 year-end price target — 2300 — equates to a gain of less than 2%. (Source: USA TODAY 12/27/2016)

John Velis, Vice President of Global Macro Strategy for State Street Global Markets warns investors that in 2017, caution is warranted because markets are betting big on the best possible developments in fundamentals. He feels that at this time it's unclear what form the new president's policies will take and how much his policies will be accepted by Congress. He also maintains that investors need to beware of analogies between 1981 and 2017 when stocks took off under Ronald Reagan. In 1981, interest rates were historically high and set to fall for several decades. The opposite is true now. Also, stock market valuations were orders of magnitude cheaper than they are now, too. (Source: Forbes 12/17/2016)

CAUTION is still necessary for investors.

Michael Sonnenfeldt, the Founder and Chairman of TIGER 21 feels the only certainty in 2017 is uncertainty. He shares in Forbes that, "perhaps the biggest lesson of 2016, one which certainly carries over into 2017, is that there is no safety in safety. The traditional assets investors sought refuge in for predictable cash flow, dividends or distributions have all been bid up to the point where their returns are no longer considered as attractive or safe." Still, the fact remains that in a low-interest rate environment, if you are trying to stay "even" by sitting on the sidelines and not making any investments, you are probably going backward on an after-tax, inflation-adjusted basis. (Source: Forbes 12/17/2016)

Many analysts are predicting a volatile ride in equities for 2017. They feel that investors need to be prepared for equity market pullbacks and /or corrections.

Sadly, safety comes with a price. According to Deposit Accounts January charts, the rates on one year certificates of deposit (CD's) were 0.50%. Investors' portfolios do not grow fast when they concentrate on interest rates of less than 1%.

For many investors, today's fixed rates will not help them achieve their desired goals. Most investors attempt to build a plan that includes risk awareness. Many times this can lead to safer but lower returns. Traditionally, bonds have been used as a nice hedge against market risk, but with interest rates projected to rise investors need to be extremely cautious.

For 2017, let's revisit YOUR Strategy. Investors need to be prepared. Market volatility should cause you to be concerned, but panic is not a plan. Market downturns do happen and so do recoveries. This is the ideal time to ensure that you fully understand your time horizons, goals and risk tolerances. Looking at your entire picture can be a helpful exercise in determining your strategy.

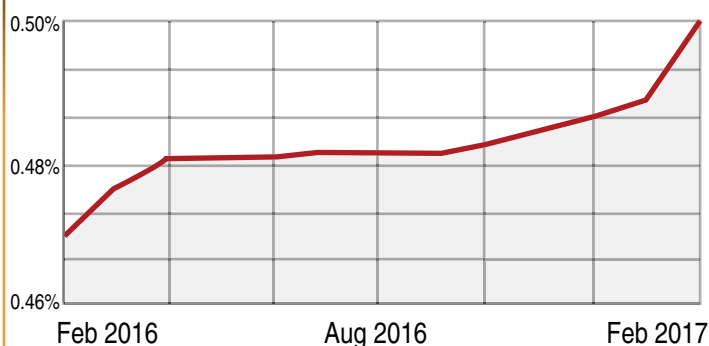
We focus on your own personal objectives. We try to understand your personal goals so we can offer suggestions that fit your personal situation.

Now is the time to make sure you are comfortable with your investments. Equity markets will continue to move up and down. Even if your time horizons are long, you could see some short term downward movements in your portfolios. Rather than focusing on the turbulence, you might want to make sure your investing plan is centered on your personal goals and timelines. Peaks and valleys have always been a part of financial markets and is highly likely that trend will continue.

Discuss any concerns with us.

Our advice is not one-size-fits-all. We will always consider your feelings about risk and the markets and review your unique financial situation when making recommendations.

1 Year CD Rate Trend



Source: www.DepositAccounts.com

We pride ourselves in offering:

- consistent and strong communication,
- a schedule of regular client meetings, and
- continuing education for our team on the issues that affect our clients.

A good financial advisor can help make your journey easier. Our goal is to understand our clients' needs and then try to create a plan to address those needs. We continually monitor your portfolio. While we cannot control financial markets or interest rates, we keep a watchful eye on them. No one can predict the future with complete accuracy so we keep the lines of communication open with our clients. Our primary objective is to take the emotions out of investing for our clients. We can discuss your specific situation at your next review meeting or you can call to schedule an appointment. As always, we appreciate the opportunity to assist you in addressing your financial matters.



"The individual investor should act consistently as an investor and not as a speculator."

Benjamin Graham

Benjamin Graham was known as, "the father of value investing" and the "Dean of Wall Street." His legacy included teaching and starting Warren Buffett's investing career.

Financial Advisors Network, a registered investment advisor.

Note: The views stated in this letter are not necessarily the opinion of Financial Advisors Network, Inc., and should not be construed, directly or indirectly, as an offer to buy or sell any securities mentioned herein. Investors should be aware that there are risks inherent in all investments, such as fluctuations in investment principal. With any investment vehicle, past performance is not a guarantee of future results. Material discussed herewith is meant for general illustration and/or informational purposes only, please note that individual situations can vary. Therefore, the information should be relied upon when coordinated with individual professional advice. This material contains forward looking statements and projections. There are no guarantees that these results will be achieved.

All indices referenced are unmanaged and cannot be invested into directly. Unmanaged index returns do not reflect fees, expenses, or sales charges. Index performance is not indicative of the performance of any investment. The Standard & Poor's 500 Index is a capitalization weighted index of 500 stocks designed to measure performance of the broad domestic economy through changes in the aggregate market value of 500 stocks representing all major industries. The Dow Jones Industrial Average is comprised of 30 stocks that are major factors in their industries and widely held by individuals and institutional investors. Past performance is no guarantee of future results. Due to volatility within the markets mentioned, opinions are subject to change without notice. Information is based on sources believed to be reliable; however, their accuracy or completeness cannot be guaranteed.

FAN TEAM UPDATE

Winter 2016

The Financial Advisors Network Team has been busy working hard and having some fun too!

Here's what we've been up to lately...



The Kamps family celebrating Meema's special day in NY!



Rod, Amy, Allie, Avery and Lexie at the Macy's Thanksgiving Day Parade



Kyoungho, Melissa, Cherise, Jessica and Ross at Fashion Island (Cherise's daughters and their fiance's)



Spenser and Aslynn enjoying the snow in beautiful Bishop!



Lexie and her team celebrating their 1st place win!

Upcoming Events

Financial Strategies for Successful Retirement

In partnership with Irvine Valley College, Financial Advisors Network (FAN) presents Financial Strategies for Successful Retirement, a financial education class to help you plan your retirement!

This information-rich seminar introduces you to the concepts and practices that will help you spend your retirement comfortably and in control of your finances. Financial Strategies for Successful Retirement will show you a conservative approach to wise money management and will help you identify lifestyle issues facing retirees. You will learn to seek maximization of your income and more from your investments, Social Security and retirement plans. The course will also educate you on how to protect your hard-earned assets from erosion due to inflation and the possible cost of long-term health care.



Choose one of three sessions:

- **Tuesdays:**
Feb 21, 28 & Mar 7
(at Irvine Valley College)
6:30-9:15pm
- **Thursdays:**
Feb 23, Mar 2 & 9
(at Irvine Valley College)
6:30-9:15pm
- **Saturdays:**
Feb 25 & Mar 4
(at FAN office classroom)
8:30am-1pm

Your registration fee* includes a colorful, in-depth seminar workbook and a Retirement Planning Data Form that will help you develop a written inventory of your assets, income, Social Security and pension benefits. *Tuition is \$59. Your spouse or guest may be enrolled for an additional \$5. \$64 tuition includes one workbook.

To register online: www.ivc.augusoft.net and follow online instructions.

To register by phone, call (949) 451-5555 between 9am-5pm Monday-Friday.

Mutual Funds and Exchange Traded Funds (ETF's) will be discussed. Investing in all securities, including ETF's and mutual funds, involve risk, including possible loss of principal. There is no assurance that the techniques and strategies discussed are suitable for all investors or will yield positive outcomes.

For more information or an invitation to any of these complimentary seminars, please contact Cherise - cherise@fanwmg.com (714) 597-6510

Share

Share this report with a friend!

This year, our goal is to offer services to several other clients just like you!
If you would like to share this report with a friend or colleague,

Contact Cherise Wheeler
(714) 597-6510 or cherise@fanwmg.com
and we would be happy to assist you!



FINANCIAL 
ADVISORS
NETWORK, Inc.

1432 Edinger Ave, Suite 200
Tustin, CA 92780
Office: (714) 597-6510
Toll Free: (866) 526-7726
Fax: (714) 597-6518
www.FinancialAdvisorsNetwork.net